



2016

2016 08

. ()

.....	2
.....	5
.....	6
.....	8
.....	21
.....	27
.....	31
.....	32
.....	33
.....	118

		Dahua Technology USA Inc.
		Dahua Europe B.V.

			002236
	ZHEJIANG DAHUA TECHNOLOGY CO.,LTD.		

	1199	1199
	0571-28939522	0571-28939522
	0571-28051737	0571-28051737
	zqsw@dahuatech.com	zqsw@dahuatech.com

1

2015

2

2015

3

	2015 07 31		3300001008760	330165727215176	72721517-6
	2016 05 26				
			91330000727215176K		

	4,949,746,889.51	3,468,887,211.13	42.69%
	709,741,024.33	463,807,123.29	53.03%
	694,253,492.10	453,674,808.67	53.03%
	-665,740,138.48	-557,635,269.36	-19.39%
/	0.25	0.16	56.25%
/	0.25	0.16	56.25%
	10.43%	8.56%	1.87%
	11,883,991,054.70	11,503,470,826.65	3.31%
	7,112,190,112.00	6,492,483,568.14	9.54%

	-255,697.64	
	16,602,051.07	
	758,048.00	
	576,328.48	
	1,349,667.99	

	121,205.21	
	3,606,751.95	
	57,318.93	
	15,487,532.23	--

1

2016

(0f6a502,)85447

	70,488,505.82	52,332,053.64	34.69%	
	2,851,456.00	118,161.95	2,313.18%	
	12,782,064.33	9,617,468.88	32.90%	
	248,612,986.65	162,354,576.60	53.13%	
	521,468,273.37	1,094,735,776.70	-52.37%	
	57,376,201.71	30,988,024.57	85.16%	
	17,168,925.58	5,829,112.61		

	4,793,034,398.07	2,907,051,084.65	39.35%	42.24%	41.36%	0.97%
	1,334,631,307.36	749,133,909.93	43.87%	22.33%	20.71%	0.75%
	2,339,646,716.05	1,336,389,341.89	42.88%	24.61%	18.08%	3.16%
	254,154,232.56	154,098,955.94	39.37%	434.94%	440.26%	-0.60%
	864,602,142.10	667,428,876.89	22.81%	144.52%	142.10%	0.77%
	2,932,319,894.58	1,847,444,019.73	37.00%	46.04%	49.16%	-1.32%
	1,860,714,503.49	1,059,607,064.92	43.05%	36.64%	29.54%	3.12%

1

VR/AR

2

VaaS

VR/AR

1

1

308,281,922.00	103,416,320.00	198.10%

		75.00%
		33.00%
		65.00%
		51.00%
		78.00%
		16.20%
		26.01%

3

DAHUA TECHNOLOGY MEXICO S.A. DE C.V		100.00%
DH Chile SpA		100.00%
DAHUA TECHNOLOGY RUS LIMITED LIABILITY COMPANY		100.00%
Dahua Technology Poland Sp.z o.o.		100.00%
Dahua Technology Singapore Pte. Ltd.		100.00%
Dahua Technology South Africa Proprietary Limited		100.00%
DAHUA TECHNOLOGY CANADA INC.		100.00%
Dahua Technology Hungary Kft		100.00%
		9.90%
		1.00%

2

3

4

2

1

				2,000	2016 06 23	2016 06 30		2,000		0.84	0.84	
				600	2016 06 23	2016 06 30		600		0.24	0.24	
				2,600	--	--	--	2,600		1.08	1.08	
				0								
				2015 12 30								

2


				0	2015 9	2016 2 29	4 33,974.52		0		75.8	
				0	--	--	33,974.52		0	0.00%	75.8	
				2016 02 29								
				2016 03 23								
				1								
				2								
				3								

	4	
	1	
	2	
	3	
	4	
5		

3

		2,400	4.75%		
	--	2,400	--	--	--
	2015 09 29				

	2016	3	22		2015		
						16704	
	1	2013	7	2	2013		
						10%	
						18,049.65	
	897.35				18,947.00		18,947.00
	2	2014	4	30	2013		
	3	2014	9	12		2014	
						14,752.00	
	4,174.00				18,926.00		
	4	2016	3	22		2015	
					78,510.00	92,364.30	
	10,330.22						
					2015	12	31
							100%
					13,854.30		
						31,594.30	
	2012		2013	4			
					209,532,848.86		
						6,113,780.81	



215,646,629.67

[2013] 610269

2013 6 13

2013 7 24

--	--	--	--	--	--	--	--	--	--

5

	200,000	3,009.78	20,175.78	10.09%		2014 12 02	http://www.cninfo.com.cn "
	200,000	3,009.78	20,175.78	--	--	--	--

2016 1-9

2016 1-9

2016 1-9		30.00%		70.00%
2016 1-9		98,954.14		129,401.57
2015 1-9				76,118.57
				30%~70%

¥ =F2+X

› HÔ:" p ' O

2016 03 01					

2016 03
03

2016 12	05			New Silk Road Investment	
2016 18	05			Wellington	
2016 19	05			Genesis	

3

1 2016 2 26 2013
 2 2016 4 28 6,859,078 0.59% 2016 3
 8 337,350

1

2

3

5

4

5

1 2015 10 15 2015 4 5,000
 2,250 45% 61%
 2016 2
 2 2016 3 22 2015 500
 5 500
 75 15% 2016 7 5 , 2016 6 500
 5,000 2,275 45.5%
 61.5% 2016 8
 3 2016 7 5 , 2016

9

2,550

51%

5,000

	2015 09 29	http://www.cninfo.com.cn/
	2015 10 16	http://www.cninfo.com.cn/
	2016 02 04	http://www.cninfo.com.cn/
	2016 02 29	http://www.cninfo.com.cn/
	2016 03 23	http://www.cninfo.com.cn/
	2016 06 15	http://www.cninfo.com.cn/
	2016 07 06	http://www.cninfo.com.cn/
	2016 06 15	http://www.cninfo.com.cn/
	2016 07 06	http://www.cninfo.com.cn/

1

1

2

3

10%

2

	2016 02 29	100,000	2015 06 26	12,000		5		
			2016 06 06	29,000		5		
	2016 02 29	100,000	2016 06 06	20,000		5		
	2016 06 15	100,000	2016 06 06	10,000		5		
	2016 02 29	100,000				5		

Dahua Technology 2016 02
USA Inc. 29 350

3

4

5%

				2007 07 15	
	50%				
	1	2			
			3	2007 06 30	

1 2015 4 15 2014 2015 31.05 /

16,908,200

1 2016 3 14 1

2016 5 7

2 2015 8 7 2015 2015 8,955,410

2016 1 6

36.18

3	2015 9 28					2,400		1
	2015 10							
4	2015 11 25							
	4%						2016 1	
5	2015 12 29							
		4,000					2016 3 14	
		29,000			7,000			
		8					1.2%	
			2016 4 6					
6	2016 2 17							2016 2021
				100				
				5				
7	2016 3 22	2015						
			310,350		2016 7 5	2016		
		10,000						
		100,000					400,350	
8	2016 6 14					<		>
				2016 6 30				
							4072.02	
9	2016 7 5	2016						
	50							

1

	499,171,630	43.04%		381,133,311	333,491,647	-22,754,991	691,869,967	1,191,041,597	41.07%
3	499,144,630	43.03%		381,122,511	333,482,197	-22,741,491	691,863,217	1,191,007,847	41.07%
	499,144,630	43.03%		381,122,511	333,482,197	-22,741,491	691,863,217	1,191,007,847	41.07%
4	27,000	0.00%		10,800	9,450	-13,500	6,750	33,750	0.00%
	27,000	0.00%		10,800	9,450	-13,500	6,750	33,750	0.00%
	660,727,872	56.96%		546,786,291	478,438,004	22,754,991	1,047,979,286	1,708,707,158	58.93%
1	660,727,872	56.96%		546,786,291	478,438,004	22,754,991	1,047,979,286	1,708,707,158	58.93%
	1,159,899,502	100.00%		927,919,602	811,929,651	0	1,739,849,253	2,899,748,755	100.00%

1 75%

2 2016 3

3 2016 4 10 8 7 2 2015

1 2016 2 26 2013

6,859,078 0.59%

2 2016 3 22 2015 2015

1 2016 3 23

2 2015 2015 2016 4 26 2016 4 27

	2016 1-3		2015	
/	0.07	0.07	1.20	0.48
/	0.07	0.07	1.18	0.47
	2016 3 31		2015 12 31	
/	2.28	2.28	5.60	2.24


2016

2

	371,528,622	12,681,150	538,271,208	897,118,680		
	22,682,175	975,000	32,560,763	54,267,938		
	59,913,447	1,875,000	87,057,671	145,096,118		
	28,504,951	0	42,757,426	71,262,377		
	532,934	133,234	599,550	999,250		
	575,121	33,720	812,101	1,353,502	2015	

		5%	10					
		41.25%	1,196,158,240	2015	897,118,680	299,039,560		305,550,000
		6.67%	193,461,490		145,096,118	48,365,372		
		3.28%	95,016,502		71,262,377	23,754,125		
		2.50%	72,357,250		54,267,938	18,089,312		
1		1.46%	42,270,500					
-005L-FH002		1.32%	38,147,850					
		1.22%	35,320,143					

	31,448,750		31,448,750
	25,407,884		25,407,884
	23,754,125		23,754,125
2	22,388,525		22,388,525



1

2016 06 30

	1,781,353,970.69	1,755,784,045.50
	521,468,273.37	1,094,735,776.70
	5,316,171,573.41	4,974,772,699.57
	57,376,201.71	30,988,024.57
	17,168,925.58	5,829,112.61
	229,804,762.49	101,870,373.31
	1,852,267,884.25	1,517,545,001.40
	236,127,471.76	494,663,150.74

	10,011,739,063.26	9,976,188,184.40
	73,000,000.00	65,000,000.00
	333,587,979.87	305,270,955.43
	50,392,112.65	7,201,760.63
	605,561,652.10	606,326,361.63
	311,106,460.40	166,606,607.16
	117,471,325.83	121,278,971.15
	71,083,281.09	
	247,926.51	619,816.41
	135,555,876.13	156,027,265.37
	174,245,376.86	98,950,904.47
	1,872,251,991.44	1,527,282,642.25
	11,883,991,054.70	11,503,470,826.65
	882,585,878.34	500,000,000.00
		2,851,456.00
	1,159,754,290.63	1,291,889,154.54
	1,441,906,305.79	1,670,069,856.52
	295,922,254.05	193,357,680.79

	158,854,235.34	401,163,660.21
	646,032.55	347,577.41

	-164,792.29	-725,504.32
	528,267,747.00	528,267,747.00
	3,234,998,224.32	3,685,063,626.20
	7,112,190,112.00	6,492,483,568.14
	181,052,977.16	73,903,788.76
	7,293,243,089.16	6,566,387,356.90
	11,883,991,054.70	11,503,470,826.65

2

	339,377,299.94	370,646,367.83
	852,250.00	8,684,362.53
	5,411,115,803.79	5,172,606,432.75
	2,011,239.67	6,725,074.66
	1,435,774.17	1,860,669.22
	186,905,805.68	58,016,413.69
	46,304,081.50	41,071,656.06

	472,539,255.76	487,918,569.99
	144,758,897.21	115,535,256.53
	44,750,384.87	47,778,573.24
	247,926.51	619,816.41
	37,854,243.23	45,526,141.19
	107,139,396.52	98,594,302.13
	2,205,155,109.04	1,920,186,386.25
	8,222,905,762.24	7,909,997,362.99

	2,617,700.00	2,832,700.00
	57,533.93	69,630.30
	2,675,233.93	2,902,330.30

	4,390,573,419.20	3,100,005,740.53
	3,046,785,118.86	2,145,251,631.17
	30,430,834.82	27,351,897.29
	578,257,111.87	389,070,954.75
	686,703,967.54	501,568,369.07
	-22,092,119.71	-

	560,712.03	-56,495.07
1.		
2.		
3.		
4.		
5.	560,712.03	-56,495.07
6.		
	710,931,645.81	463,260,423.83
	710,301,736.36	463,750,628.22
	629,909.45	-490,204.39
	0.25	0.16
	0.25	0.16
	0.00	0.00

4

	1,662,015,391.54	1,320,723,392.99
	123,966,905.08	110,075,798.44
	28,292,511.86	24,237,944.14
	402,739,439.16	238,019,496.53
	592,603,999.36	

	17,013.66	
	1,552,279.02	1,261,414.19
	200,569.70	34,705.74
	738,625,530.33	649,594,756.96
	79,550,963.62	78,946,057.22
	659,074,566.71	570,648,699.74
1.		
2.		
1.		
2.		
3.		
4.		
5.		
6.		
	659,074,566.71	570,648,699.74
	0.23	0.20
	0.23	0.20

5

	5,147,145,993.91	3,217,630,355.68

	3,035,808.00	
	300,364,405.68	1,436,979,291.14
	64,004,095.20	534,144,938.91
	112,364,000.00	3,400,000.00
	112,364,000.00	3,400,000.00
	411,969,888.90	122,566,000.00
	32,968,000.00	
	557,301,888.90	125,966,000.00
	32,895,000.00	
	242,923,026.49	116,772,445.92
	201,957,107.32	360,115,530.60
	477,775,133.81	476,887,976.52
	79,526,755.09	-350,921,976.52
	-6,628,572.60	3,658,706.28
	-528,837,860.79	-370,753,600.69
	1,701,492,826.08	1,262,735,235.96
	1,172,654,965.29	891,981,635.27

6

	1,526,002,415.97	505,375,914.31
	227,387,183.88	153,728,455.38
	16,177,237.59	8,647,719.79
	1,769,566,837.44	667,752,089.48
	46,968,495.29	38,687,855.92
	735,930,508.07	492,011,617.46
	504,970,013.78	279,352,314.50
	415,816,846.52	226,702,345.40

	1,703,685,863.66	1,036,754,133.28
	65,880,973.78	-369,002,043.80
	330,200,000.00	1,963,200,000.00
	20,076,060.39	5,870,486.31
	316,537.36	40,149.64
	13,047,702.62	
	363,640,300.37	1,969,110,635.95
	59,402,570.44	167,405,798.16
	278,812,900.00	1,367,250,000.00
	338,215,470.44	1,534,655,798.16
	25,424,829.93	434,454,837.79
	200,000,000.00	
	48,798,303.52	24,309,708.35
	248,798,303.52	24,309,708.35
	241,484,476.81	116,270,291.60

7

	1,159,899,502.00			1,398,498,487.30	278,520,290.04	-725,504.32		528,267,747.00		3,685,063,626.20	73,903,788.76	6,566,387,356.90
	1,159,			1,398,4	278,520,	-725,50		528,267,		3,685,0	73,903,	6,566,3
										63,626.	788.76	87,356.
										20		90

	927,91 9,602. 00					-2,700,9 08.33					-1,159,8 06,426. 21		-229,18 5,915.8 8
1													
2													
3											-231,97 9,900.4 0		-231,97 9,900.4 0
4	927,91 9,602. 00					-2,700,9 08.33					-927,82 6,525.8 1		2,793,9 84.52
	811,92 9,651. 00					-811,92 9,651.0 0							
1	811,92 9,651. 00					-811,92 9,651.0 0							
2													
3													
4													
1													
2													
												-5,844,7 21.05	-5,844,7 21.05
	2,899, 411,40 5.00				582,679 ,062.12	133,001 ,534.15	-164,79 2.29		528,267 ,747.00		3,234,9 98,224. 32	181,052 ,977.16	7,293,2 43,089. 16

	1,170, 270,75 0.00				1,568,4 69,685. 66	492,889 ,444.86	-55,011. 41		366,076 ,331.12		2,590,7 88,540. 81	8,377,4 51.51	5,211,0 38,302. 83
	1,170, 270,75 0.00				1,568,4 69,685. 66	492,889 ,444.86	-55,011. 41		366,076 ,331.12		2,590,7 88,540.		

3												-115,96 6,238.1 6		-115,96 6,238.1 6
4						-2,588,2 70.66								2,588,2 70.66
1														
2														
3														
4														
1														

	1,159,89 9,502.00				1,393,117 ,928.34	278,520,2 90.04			528,267,7 47.00	3,497,3 44,933. 80	6,300,109 ,821.10
	1,739,51 1,903.00				-812,730, 601.47	-145,518, 755.89				-500,73 1,859.5 0	571,568,1 97.92
										659,074 ,566.71	659,074,5 66.71
	-337,35 0.00				-800,950. 47	-142,817, 847.56					141,679,5 47.09
1	-337,35 0.00				-2,418,12 4.80	-142,817, 847.56					140,062,3 72.76
2											
3					1,617,174 .33						1,617,174 .33
4											
	927,919, 602.00					-2,700,90 8.33				-1,159,8 06,426. 21	-229,185, 915.88
1											
2										-231,97 9,900.4 0	-231,979, 900.40
3	927,919, 602.00										



2016 4 28

337,350

2,899,748,755

2,899,411,405

2016 8 18

2016 6 30

40

1

15

2

12

1

2

1 1 12 31

3

12

4

5

1

2

3

4

7

8

1

2

9

1

2

3

4

5

6

10

1

2

--	--	--

3

4

11

1

2

3

4

5

12

1

2

3

		5-10	5.00%	19.00%-9.50%
		3-5	5.00%	31.67%-19.00%
		4-8	5.00%	23.75%-11.88%

3

14

15

1

2

3

3

4

16

1

	50	
	5-10	
	2	
	6	
	10	

2

19

1

2

3

20

1

2

21

[]

22

1

2

23

1

2

24

/

25

1

2

26

1

		17% 11% 6%
		5% 3%
		7%
		15% 25%
		3%
		2%
		0.1%

	15%
	25%

2

1	[2011]100		17%		3%
				17%	
2	2014	1087	2		[2014]05
		3		2014 1 1	2016 12 31
	15%				

3 2013 [2013]9
3 2013 1 1 2015 12 31
2011

4 15%

4 [2015]256 2015 GR201533000959
15%

1

	77,725.36	76,269.67
	1,701,417,383.67	1,610,444,836.36
	79,858,861.66	145,262,939.47
	1,781,353,970.69	1,755,784,045.50
	72,434,850.34	228,867,214.19

	24,989,365.40	21,823,219.42
	400,000,000.00	
	183,709,640.00	32,468,000.00
	608,699,005.40	54,291,219.42

2

3

1

	521,468,273.37	1,094,735,776.70
	521,468,273.37	1,094,735,776.70

2

	321,644,151.53
	321,644,151.53

3


	787,430,037.40	
	787,430,037.40	

4

1

	5,825,703,099.28	100.00%	509,531,525.87	8.75%	5,316,171,573.41	5,423,273,978.62	100.00%	448,501,279.05	8.27%	4,974,772,699.57
	5,825,703,099.28	100.00%	509,531,525.87	8.75%	5,316,171,573.41	5,423,273,978.62	100.00%	448,501,279.05	8.27%	4,974,772,699.57

1			
1	(1)	4,904,848,367.82	5.00%
1		4,904,848,367.82	5.00%



10.00%
30.00%
100.00%
100.00%
100.00%
100.00%



2

46,627,994.79

81.27%

6

1

	16,339,265.90	5,575,781.41
	829,659.68	253,331.20
	17,168,925.58	5,829,112.61

7

1

	251,265,872.68	100.00%	21,461,110.19						

2 3	5,602,623.86	1,680,787.16	30.00%
3	7,107,644.22	7,107,644.22	

5

3,047,310.45 1

1.21%

2

	10,000,000.00			10,000,000.00					1.43%	15,703,896.28
()	10,000,000.00			10,000,000.00					0.77%	
	30,000,000.00			30,000,000.00					7.50%	4,250,958.90
	7,000,000.00	3,000,000.00		10,000,000.00					1.00%	
	8,000,000.00			8,000,000.00					1.76%	
		5,000,000.00		5,000,000.00					9.90%	
	65,000,000.00	8,000,000.00		73,000,000.00					--	19,954,855.18

11

1

	333,587,979.87			333,587,979.87	301,206,279.97			301,206,279.97	
BT					4,064,675.46			4,064,675.46	
	333,587,979.87			333,587,979.87	305,270,955.43			305,270,955.43	--

12

	56,807.06	600,000.00		-37,688.19						619,118.87	
	216,353.63			44,450.78						260,804.41	

1,284,877
.22

-32,075.1
1

13

1

--	--	--	--	--	--



1.	393,325,188.29	44,072,153.34	10,515,622.37	157,648,688.10	605,561,652.10
2.	404,217,864.10	35,157,829.43	10,847,460.50	156,103,207.60	606,326,361.63

2

	347,747,662.87	

14

1

	128,805,143.78		128,805,143.78	108,608,606.90	108,608,606.90
	136,506,585.19		136,506,585.19	51,071,350.63	51,071,350.63
	29,840,978.00		29,840,978.00		
ORACLE	6,031,126.86		6,031,126.86	2,104,052.06	2,104,052.06
	9,922,626.57		9,922,626.57	4,822,597.57	4,822,597.57
	311,106,460.40		311,106,460.40	166,606,607.16	166,606,607.16

2

	180,000,000.00	108,608,606.90	20,196,536.88			128,805,143.78	71.56%					
	500,000,000.00	51,071,350.63	85,435,234.56			136,506,585.19	27.30%					

			29,840,978.00			29,840,978.00						
ORACLE		2,104,052.06	3,927,074.80			6,031,126.86						
	680,000,000.00	161,784,009.59	139,399,824.24			301,183,833.83	--	--				--

15

1

1.	86,701,734.77	30,513,122.59	31,848,449.33	2,324,000.00	6,381,122.62	157,768,429.31	
2.			1,771,474.49			1,771,474.49	
1			971,474.49			971,474.49	
2							
3			800,000.00			800,000.00	
3.							
1							
4.	86,701,734.77	30,513,122.59	33,619,923.82	2,324,000.00	6,381,122.62	159,539,903.80	
1.	3,060,827.84	20,594,629.70	8,700,668.98	1,700,000.00	2,433,331.64	36,489,458.16	
2.	868,964.70	993,145.80	3,216,496.83	62,400.00	438,112.48	5,579,119.81	
1	868,964.70	993,145.80	3,216,496.83	62,400.00	438,112.48	5,579,119.81	
3.							
1							
4.	3,929,792.54						

3.						
1						
4.						
1.	82,771,942.23	8,925,347.09	21,702,758.01	561,600.00	3,509,678.50	117,471,325.83
2.	83,640,906.93	9,918,492.89	23,147,780.35	624,000.00	3,947,790.98	121,278,971.15

0.00%

16**1**

71,083,281.09

18

/

1

--	--	--	--

2016

5,069,421.93

5,069,421.93 2011

2016

	453,901,857.09	647,547,330.11
	705,852,433.54	644,341,824.43
	1,159,754,290.63	1,291,889,154.54

0.00

23**1**

	1,161,299,340.34	1,634,895,000.93
	280,606,965.45	35,174,855.59

1	340,325,352.50
2	
3	4,654,540.71
	4,189,141.97
	139,352.00
	326,046.74
4	1,887,953.76
5	48,707,049.46
	395,574,896.43

667,523,786.29	922,966,166.11	84,882,972.68
41,211,853.73	41,211,853.73	
27,751,134.53	28,893,521.53	3,512,153.71
24,327,641.91	25,188,096.62	3,328,687.26
1,312,641.17	1,390,758.41	61,234.76
2,110,851.45	2,314,666.50	122,231.69
49,363,355.28	51,247,929.04	3,380.00
19,350,512.15	2,059,196.21	65,998,365.40
805,200,641.98	1,046,378,666.62	154,396,871.79

3

1	5,197,146.44
2	391,617.34
	5,588,763.78

,651,281.48	35,685,491.24	4,162,936.68
,355,839.55	3,453,030.02	294,426.87
,007,121.03	39,138,521.26	4,457,363.55

26

63,893,952.76	125,654,066.20
	613,816.58
154,755,867.65	247,455,602.73
18,744,838.72	4,071,699.38

	646,032.55	347,577.41
	646,032.55	347,577.41

28

	2,627,757.56	2,588,270.66
	2,627,757.56	2,588,270.66

29

1

	19,276,911.12	9,213,187.35
	41,145,304.56	37,573,360.60
	302,045.00	214,549.00
	133,001,534.15	278,520,290.04
	5,017,276.42	3,160,824.29
	198,743,071.25	328,682,211.28

30

	2,703,642.35	0.00
	2,703,642.35	

31

	95,444,861.65	91,694,036.83	
	62,450,000.00		
	157,894,861.65	91,694,036.83	--

(1)	2015		2015	12	31	1,159,899,502	
	10	7	2016				811,929,651.00
(2)			22,460,080.39		2016	3	
(3)					1,242,472.19		1,242,472.19
(4)						337,350	337,350.00
			2,418,124.80				
(5)							
			2,714,121.57		2,714,121.57		

35

		278,520,290.04		145,518,755.89
		278,520,290.04		145,518,755.89
				133,001,534.15
				133,001,534.15

1		140,062,372.76	
2			2,755,474.80
3			2,700,908.33

36

		-725,504.32	560,712.03			560,712.03	-164,792.29
		-725,504.32	560,712.03			560,712.03	-164,792.29
		-725,504.32	560,712.03			560,712.03	-164,792.29

37

		528,267,747.00		528,267,747.00
		528,267,747.00		528,267,747.00

38

	3,685,063,626.20	2,590,788,540.81
	3,685,063,626.20	2,590,788,540.81
	709,741,024.33	1,372,301,211.87
		162,191,415.88
	231,886,824.21	115,966,238.16
	927,919,602.00	
		-131,527.56
	3,234,998,224.32	3,685,063,626.20

39

	4,793,034,398.07	2,907,051,084.65	3,369,650,514.87	2,056,544,940.75
	156,712,491.44	139,734,034.21	99,236,696.26	88,706,690.42
	4,949,746,889.51	3,046,785,118.86	3,468,887,211.13	2,145,251,631.17

40

	668,521.82	1,254,139.20
	17,361,292.18	15,223,680.23
	12,401,020.82	10,874,077.86

	55,242,453.47	31,493,270.37
	58,006,443.81	35,072,696.20
	46,549,528.52	35,234,794.89
	47,927,822.84	34,891,148.78
	32,329,477.17	28,579,908.71
	4,494,298.21	3,701,285.63
	7,316,609.19	3,987,473.51
	30,115,249.63	19,794,523.49
	578,257,111.87	389,070,954.75

42

	82,428,362.38	56,379,018.04
	525,744,758.41	384,930,151.15
	13,225,634.94	11,563,351.12
	2,663,813.04	

	70,488,505.82	52,332,053.64
	70,488,505.82	52,332,053.64

45

		118,161.95
		118,161.95
	2,851,456.00	
	2,851,456.00	118,161.95

46

	-5,409,647.98	-173,161.17
	-2,093,408.00	3,920,143.74
	19,954,855.18	93,800.28
BT	209,059.92	
	121,205.21	5,776,686.03
	12,782,064.33	9,617,468.88

47

	82,363.49		82,363.49
	82,363.49		82,363.49
	247,171,205.21	162,168,336.27	16,602,051.07

								/
						230,569,154.14	159,578,825.27	
						1,602,000.00		
15						2,650,000.00		
						390,243.90		
						1,862,094.17		
						3,000,000.00		

2015						3,386,000.00		
						118,000.00		
2015						226,000.00		
2015						500,000.00		

						2,099,513.00	2,589,511.00	
	--	--	--	--	--	247,171,205. 21	162,168,336. 27	--

48

	338,061.13	38,900.35	338,061.13
	338,061.13	38,900.35	338,061.13
		40,000.00	
	6,307,266.89	5,000,405.83	
	9,749.96	86,451.47	9,749.96
	6,655,077.98	5,165,757.65	347,811.09

49

1

	93,368,848.83	92,979,924.47
	13,025,116.70	-20,490,922.99
	106,393,965.53	72,489,001.48

2

	816,764,899.31
/	122,514,734.90
	9,584,673.98
	-1,429,994.95

	7,544,183.32
	-39,902,855.85
	8,083,224.13
	106,393,965.53

50

51

1

	8,058,917.69	8,772,571.63
	16,582,441.41	2,589,511.00
	5,835,742.66	2,851,673.00
	1,418,064.26	94,514.69
	31,895,166.02	14,308,270.32

2

	82,518,855.77	58,354,453.02
	12,551,961.76	8,251,676.98
	54,718,951.66	43,904,546.05
	94,583,293.59	47,385,552.04
	44,818,817.78	33,101,179.60
	51,491,928.13	38,883,513.88
	21,071,341.37	18,946,699.06
	13,095,195.55	7,472,272.16
	30,106,309.78	16,873,481.93
	15,846,648.58	12,164,003.09
	1,705,883.71	1,075,611.76
	19,601,316.55	46,943,237.96

	126,621,849.15	94,105,226.79
	1,724,471.75	2,691,626.12
	570,456,825.13	430,153,080.44

3

	942,400.00	1,794,743.74
	13,047,702.62	
	13,990,102.62	1,794,743.74

4

	3,035,808.00	
	3,035,808.00	

5

	32,468,000.00	
	500,000.00	
	32,968,000.00	

6

		207,275,530.60
	183,709,640.00	152,840,000.00
	18,247,467.32	
	201,957,107.32	360,115,530.60

52

1

1	--	--
	710,370,933.78	463,316,918.90
	70,488,505.82	52,332,053.64
	42,431,745.08	41,093,208.02

	1,411,454.45
	--
	--
	1,138,545.55

3

	1,172,654,965.29	1,701,492,826.08
	77,725.36	76,269.67
	1,117,707,743.67	1,577,976,836.36
	54,869,496.26	123,439,720.05
	1,172,654,965.29	1,701,492,826.08

53

	608,699,005.40	
	321,644,151.53	
	930,343,156.93	--

54

1

	--	--	
	50,331,319.99	6.63120	333,757,049.12
	992,226.64	7.37500	7,317,671.47
	641,295.46	0.85470	548,115.23
	4,002,265.89	1.80542	7,225,770.88
	13,667,200.00	0.00575	78,586.40

	997,457.74	0.18892	188,439.72
	14,549.82	8.92120	129,801.85
	133,114.47	4.94520	658,277.68
	286,352.65	2.04458	585,470.90
	68,994.95	5.12220	353,405.93
	23,398,812.00	0.01002	234,456.10
	1,111,414,846.80	0.00227	2,522,911.70
	2,996,673.25	0.02324	69,642.69
	8,806.46	0.35809	3,153.51
	300,000.00	0.10410	31,230.00
	240,323.35	2.01422	484,064.10
	20,627.16	4.92390	101,566.07
	6,390,424.38	0.44897	2,869,108.83
	2,459,779.15	1.68202	4,137,397.73
	140,657,033.55	6.63120	932,724,920.88
	2,592,884.06	7.37500	19,122,519.94
	211,780.32	0.35809	75,836.41

	1,752,582.45	6.63120	11,621,724.74
	756.50	7.37500	5,579.19
	86,200.00	1.80542	155,627.20
	1,181.99	8.92120	10,544.77
	978,935.70	0.44897	439,512.76

2

1

1

	2016 01 15	65,000,000.0 0	51.00%		2016 01 15		2,102,534.54	-7,474,760.59

51%

2016 1 15

2016 1 15

2

--	2,550,000.00
--	62,450,000.00
	65,000,000.00
	-6,083,281.09
/	71,083,281.09

6,245

3

	1,411,454.45	1,411,454.45
	3,545,615.91	3,545,615.91
	9,457,073.23	9,457,073.23
	391,005.00	391,005.00
	760,000.04	760,000.04
	27,642.37	27,642.37
	1,307,699.68	1,307,699.68
	28,828,492.82	28,828,492.82
	-11,928,002.14	-11,928,002.14
	-5,844,721.05	-5,844,721.05
	-6,083,281.09	-6,083,281.09

2

3

Dahua Technology Canada inc. Dahua Technology Panama S.A. Dahua Technology Hungary Kft Dahua Technology Poland Sp. z o.o.4

1

1

				100.00%	
				81.00%	

				51.00%		
				100.00%		
				31.00%	47.79%	
				100.00%		
				100.00%		
				100.00%		
					100.00%	
				100.00%		
				51.00%		
				100.00%		
Dahua Technology USA Inc.					100.00%	
Dahua Europe B.V.					100.00%	
					55.00%	
					100.00%	

70.00%

DH Chile SpA					100.00%	
Dahua Technology Colombia S A S					100.00%	
Dahua Technology Australia PTY LTD					100.00%	
Dahua Technology Singapore PTE.LTD.					100.00%	
Dahua Technology South Africa Proprietary Limited					100.00%	
DAHUA TECHNOLOGY PERÚ S.A.C					100.00%	
Dahua Technology Brasil Participacoes LTDA					100.00%	
Dahua Technology Rus Limited Liability Company					100.00%	
Dahua Technology Canada inc.					100.00%	
Dahua Technology Panama S.A.					100.00%	
Dahua Technology Hungary Kft					100.00%	
Dahua Technology Poland Sp. z o.o.					100.00%	

1

31%

59%

90%

78.79%

2

92%

83.25%

3

45%

61%

4

51%

51%

38.25%

5

36.60
30,502,6

2016

21.21% -107,564.88

9 26
1,732,05

77 34
28,770,5

291
23,791,7

291
23,791,7

06.13
40,779,4

5.97
2,198,38

.3 35.2EMC Q7EMC /P <</MCI>BDC 298.12 761.62.0228 7.8 ref298.12 742.02 1.14 19.62 re2 748.68 3.222 734 19.62 ref217.34 3.222 7314 19.6248*/P8712 74

	21,282,051.2	20,258,575.3		-42,131,901.9	326,495,726.	32,199,281.6		-2,809,218.47
	8	6		8	50	4		

2

1

	/	/
	--	--
	--	--
	--	--
	50,392,112.65	7,201,760.63
	--	--
--	-5,409,647.98	-173,161.17
--	-5,409,647.98	-173,161.17

1

2

1

2

	932,724,920.88	19,198,356.35	951,923,277.23	947,972,987.20	20,032,801.96	968,005,789.16
	11,621,724.74	171,751.16	11,793,475.90	28,658,639.37		28,658,639.37
	222,092,620.35	90,758.92	222,183,379.27	388,582,315.60		388,582,315.60
	97,865,910.17	23,353,145.97	121,219,056.14	28,027,829.18	3,162,164.01	31,189,993.19

3

12

	1	1-3	3	
	882,585,878.34			
	1,159,754,290.63			
	1,441,906,305.79			
	295,922,254.05			
	3,780,168,728.81			

	1	1-3	3	
	500,000,000.00			500,000,000.00
	2,851,456.00			2,851,456.00
	1,291,889,154.54			1,291,889,154.54
	1,670,069,856.52			1,670,069,856.52
	193,357,680.79			193,357,680.79
	3,658,168,147.85			3,658,168,147.85

1

2

3

4

1

/

					545,001.00

/

	/	953,189.32	
		46,525.64	10,195.00
		36,611.96	14,480.00

		37,299.14	
		69,798.83	

1

	0.00
	6,859,078
	337,350
	20.42
	2014 3 20 36

1

2013 11 28	2013	2013	
2014			2,746.43
2,473.28	273.15		
2014		2014 3 20	
		640 24,465,083	2014 3 20
20.42			
		48	
	12		
36			
12	24	36	40% 30% 30%
2 2016 2 26		2013	
	6,859,078		
337,350			

2

	94,637,592.86
	1,242,472.19
	56,929,601.69 2010 2013

1

2016	6	30			
1					
150,000.00			2016	6	30
					40,336,915.22
					37,195,639.36
2					
150,000.00			2016	6	30
					281,307,236.31
					253,726,822.98
3					20,000
	20,000		20160106-20170106		071012J20168000
4					20,000
	20,000		20160108-20170108		071012J20168002
5					320
	320	20160129-20160721	33060120160000103		
6					1,200
	11,436,283.17	20160531-20160829	07101JY20168000	07101JY20168001	07101JY20168002
07101JY20168003	07101JY20168004	07101JY20168005	0710JY20168006		
7					1,300
	1,694,273.00	20160622-20160920	07101JY20168007	07101JY20168008	
		11,203,808.40	20160628-20160920	07101JY20168009	
07101JY20168010	07101JY20168011	07101JY20168012	07101JY20168013	07101JY20168014	07101JY20168015
07101JY20168016	07101JY20168017	0710JY20168018			

2

1

51%

6,245.00

1

1

(1)

(2)

(3)

2

	2,932,319,894.58	1,847,444,019.73
	1,860,714,503.49	1,059,607,064.92
	4,793,034,398.07	2,907,051,084.65

	1,334,631,307.36	749,133,909.93
	2,339,646,716.05	1,336,389,341.89
	254,154,232.56	154,098,955.94
	864,602,142.10	667,428,876.89
	4,793,034,398.07	2,907,051,084.65

2

1
2016 7

100

5

2

2016 6 14

2016

50

2016 6 30

3

2016 4 28

337,350

1

1

	5,515,292,525.76	100.00%	104,176,721.97	1.89%	5,411,115,803.79	5,262,260,169.64	100.00%	89,653,736.89	1.70%	5,172,606,432.75
1	5,041,765,426.96	91.41%			5,041,765,426.96	4,800,666,470.52	91.23%			4,800,666,470.52
2	473,527,098.80	8.59%	104,176,721.97	22.00%	369,350,376.83	461,593,699.12	8.77%	89,653,736.89	19.42%	371,939,962.23
	5,515,292,525.76	100.00%	104,176,721.97	1.89%	5,411,115,803.79	5,262,260,169.64	100.00%	89,653,736.89	1.70%	5,172,606,432.75

1			
1 (1)	274,190,641.02	13,709,532.05	5.00%
1	274,190,641.02	13,709,532.05	5.00%
1 2	81,921,058.88	8,192,105.89	10.00%
2 3	50,200,449.82	15,060,134.95	30.00%
3	67,214,949.08	67,214,949.08	100.00%
3 4	38,307,309.34	38,307,309.34	100.00%
4 5	13,021,979.57	13,021,979.57	100.00%
5	15,885,660.17	15,885,660.17	100.00%
	473,527,098.80	104,176,721.97	

5,041,765,426.96

2

14,592,775.08

0.00

3

	69,790.00

4

1,829,000.48 5,046,889,893.76 91.51%

2

1

	195,815,452.17	100.00%	8,909,646.49	4.55%	186,905,805.68	62,966,291.09	100.00%	4,949,877.40	7.86%	58,016,413.69
1	85,909,793.46	43.87%			85,909,793.46	10,911,806.20	17.33%			10,911,806.20
2	109,905,658.71	56.13%	8,909,646.49	8.11%	100,996,012.22	52,054,484.89	82.67%	4,949,877.40	9.51%	47,104,607.49
	195,815,452.17	100.00%	8,909,646.49	4.55%	186,905,805.68	62,966,291.09	100.00%	4,949,877.40	7.86%	58,016,413.69

1			
1	(1)	101,746,232.93	5,087,311.64 5.00%
1		101,746,232.93	5,087,311.64 5.00%
1	2	3,021,580.20	302,158.02 10.00%
2	3	2,310,955.36	693,286.61 30.00%
3		2,826,890.22	2,826,890.22 100.00%
3	4	1,137,025.64	1,137,025.64 100.00%
4	5	1,363,566.00	1,363,566.00 100.00%
5		326,298.58	326,298.58 100.00%
		109,905,658.71	8,909,646.49

85,909,793.46

2

3,959,769.09

0.00

3

	15,736,188.55	14,450,024.80
	93,216,404.70	37,338,033.80
	85,909,793.46	10,911,806.20
	953,065.46	266,426.29
	195,815,452.17	62,966,291.09

4

1		80,122,492.38	1	40.92% 4,006,124.62
2		8,013,466.16	1	4.09% 400,673.31
3		3,047,310.45	1	1.56% 152,365.52

4		2,236,237.01	1	1.14%	111,811.85
5		1,989,854.12	1	1.02%	99,492.71
	--	95,409,360.12	--	48.73%	4,770,468.01

3

	1,292,031,779.24		1,292,031,779.24	1,053,994,584.02		1,053,994,584.02
	32,099,546.32		32,099,546.32	4,346,467.63		4,346,467.63
	1,324,131,325.56		1,324,131,325.56	1,058,341,051.65		1,058,341,051.65

	5,100,000.00			5,100,000.00		
	1,779,139.90	12,979.92		1,792,119.82		
	100,000,000.00	150,000,000.00		250,000,000.00		
	5,100,000.00			5,100,000.00		
	16,900,000.00	54,302,900.00		71,202,900.00		
		33,000,000.00		33,000,000.00		
		510,000.00		510,000.00		
	1,053,994,584.02	238,037,195.22		1,292,031,779.24		

2

	4,346,467.63		328,937.93						4,675,405.56		
		33,000,000.00		-5,575,859.24					27,424,140.76		
	4,346,467.63	33,000,000.00		-5,246,921.31					32,099,546.32		
	4,346,467.63	33,000,000.00		-5,246,921.31					32,099,546.32		

4

	1,656,224,737.44	119,697,002.96	1,308,591,093.44	99,724,816.04
	5,790,654.10	4,269,902.12	12,132,299.55	10,350,982.40
	1,662,015,391.54	123,966,905.08	1,320,723,392.99	110,075,798.44

5

	-5,246,921.31	-27,153.35

	15,487,532.23	--
--	---------------	----

1

1

2

		/	/
	10.43%	0.25	0.25
	10.21%	0.24	0.24

3

